



Monnet Ispat & Energy Limited

Corporate Office : MONNET HOUSE, 11 Masjid Moth, Greater Kailash Part II, New Delhi-110 048 (INDIA)
Ph. : 011-2921 8542/43/44/45/46, Fax : 011-2921 8541
E-mail : monnet@monnetgroup.com

CIN No. : L02710CT1990PLC009826

E-mail / Online Upload Copy

MIEL/CS/2014-15/MH/

January 20, 2015

DGM-Deptt. of Corporate Services
BSE Limited
Phiroze Jeejeebhoy Towers, Dalal Street,
MUMBAI-400001

Listing Department
National Stock Exchange of India
'Exchange Plaza', Bandra Kurla Complex,
MUMBAI-400051

The Secretary
Madhya Pradesh Stock Exchange
"Palika Plaza", Phase - II
201, IInd Floor, M.T.H. Compound,
INDORE - 452 001

Listing Department
Calcutta Stock Exchange Limited
7, Lyons Range,
KOLKATA-700001

BSE Scrip Code : 513446 / NSE Scrip Code : MONNETISPA

SUB : SHAREHOLDING PATTERN

Dear Sir,

With reference to clause 35 of the listing agreement, please find enclosed herewith shareholding pattern for the quarter ended on 31st December, 2014 in respect of equity shares of the Company.

The Company has issued **Non-convertible** Cumulative Redeemable Preference Shares (unlisted) and **Non-convertible** Redeemable Debentures (Listed on BSE). As per clarification sought from the stock exchanges, Section III (a) of Clause 35 is not applicable and Shareholding Pattern for these securities is not required to be filed.

You are requested to take the above information on record and disseminate the same to all concerned including Brokers, Members and Investors.

Thanking you,

Yours faithfully,
for MONNET ISPAT & ENERGY LIMITED

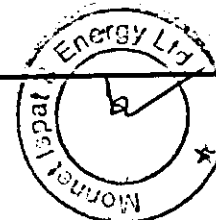

(J. P. LATH)
DIRECTOR

Encl. : As above



Introductory sub-table (I)(a)


Name of the Company: MONNET ISPAT & ENERGY LIMITED			
Scrip Code/Name of Scrip	NSE	MONNETISPA	
	BSE	513446	
Class of security: EQUITY SHARES			
As on : December 31, 2014			
Partly paid-up shares:-	No. of partly paid-up shares	As a % of total no. of partly paid-up shares	As a % of total no. of shares of the company
Held by promoter/promoter group	0	#DIV/0!	0
Held by public	0	#DIV/0!	0
Total - D	0	#DIV/0!	0
Outstanding convertible securities:-	No. of outstanding securities	As a % of total no. of outstanding convertible securities	As a % of total no. of shares of the company, assuming full conversion of the convertible securities
Held by promoter/promoter group	0	#DIV/0!	0
Held by public *	0	#DIV/0!	0
Total - E	0	#DIV/0!	0
Warrants:-	No. of warrants	As a % of total no. of warrants	As a % of total no. of shares of the company, assuming full conversion of warrants
Held by promoter/promoter group	0	#DIV/0!	0
Held by public	0	#DIV/0!	0
Total - F	0	#DIV/0!	0
Total paid-up capital of the company, assuming full conversion of warrants and convertible securities	65825681		100.00



Statement Showing Shareholding Pattern								
Category code	Category of Shareholder	Number of Shareholders	Table (I)(a)		Total shareholding as a percentage of total number of shares		Shares Pledged or otherwise encumbered	
			Total number of shares	Number of shares held in dematerialized form	As a percentage of (A+B) ¹	As a percentage of (A+B+C)	Number of shares	As a percentage (IX) = (VII)/(IV)*100
(I)	(II)	(III)	(IV)	(V)	(VI)	(VII)	(VIII)	(IX) = (VII)/(IV)*100
(A)	Shareholding of Promoter and Promoter Group ²							
1	Indian							
(a)	Individuals/ Hindu Undivided Family	2	254448	254448	0.39	0.39	0	0.00
(b)	Central Government/ State Government(s)							
(c)	Bodies Corporate	7	25682225	25682225	39.02	39.02	0	0.00
(d)	Financial Institutions/ Banks							
(e)	Any Others(Specify)							
(e-i)	Directors & their Relatives	7	6046168	6046168	9.19	9.19	0	0.00
(e-ii)								
	Sub Total(A)(1)	16	31982841	31982841	48.59	48.59	0	0.00
2	Foreign							
a	Individuals (Non-Residents Individuals/ Foreign Individuals)				0.00	0.00	0	#DIV/0!
b	Bodies Corporate				0.00	0.00	0	#DIV/0!
c	Institutions				0.00	0.00	0	#DIV/0!
d	Qualified Foreign Investor				0.00	0.00	0	#DIV/0!
e	Any Others(Specify)				0.00	0.00	0	#DIV/0!
e-i					0.00	0.00	0	#DIV/0!
e-ii					0.00	0.00	0	#DIV/0!
	Sub Total(A)(2)	0	0	0	0.00	0.00	0	#DIV/0!
	Total Shareholding of Promoter and Promoter Group (A) = (A)(1)+(A)(2)	16	31982841	31982841	48.59	48.59	0	0.00
(B)	Public shareholding							
1	Institutions							

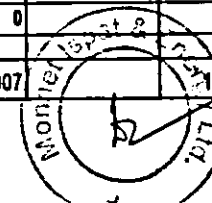
Shareholding Pattern as on 31-12-2014

Monnet Ispat and Energy Ltd.



(a)	Mutual Funds/ UTI	4	9573	7673	0.01	0.01		
(b)	Financial Institutions / Banks	4	102100	102100	0.16	0.16		
(c)	Central Government/ State Government(s)							
(d)	Venture Capital Funds							
(e)	Insurance Companies	1	396443	396443	0.60	0.60		
(f)	Foreign Institutional Investors	41	18815429	18815429	28.58	28.58		
(g)	Foreign Venture Capital Investors							
(h)	Qualified Foreign Investor							
(i)	Any Other (specify)							
(i-i)								
(i-ii)								
	Sub-Total (B)(1)	50	19323545	19321645	29.36	29.36		
B 2	Non-Institutions							
(a)	Bodies Corporate	784	7343215	7336422	11.16	11.16		
(b)	Individuals							
	Individuals -i. Individual shareholders holding nominal share capital up to Rs 1 lakh							
I		19614	5488597	5090312	8.34	8.34		
II	ii. Individual shareholders holding nominal share capital in excess of Rs. 1 lakh.	48	966859	966859	1.47	1.47		
(c)	Qualified Foreign Investor							
(d)	Any Other (specify)							
(d-i)	Hindu Undevided Families	534	426500	426500	0.65	0.65		
(d-ii)	Non Resident Indians	194	258544	234848	0.39	0.39		
(d-iii)	Directors & their relatives	3	2296	2296	0.00	0.00		
(d-iv)	Trusts and Foundations	1	33284	33284	0.05	0.05		
	Sub-Total (B)(2)	21178	14519295	14090521	22.06	22.06		
(B)	Total Public Shareholding (B)= (B)(1)+(B)(2)	21228	33842840	33412166	51.41	51.41		
	TOTAL (A)+(B)	21244	65825681	65395007	100.00	100.00		
(C)	Shares held by Custodians and against which Depository Receipts have been issued							
1	Promoter and Promoter Group					0.00		#DIV/0!
2	Public					0.00		
	Sub-Total (C)	0	0	0		0	0	
	GRAND TOTAL (A)+(B)+(C)	21244	65825681	65395007		100.00	0	0.00

Shareholding Pattern as on 31-12-2014

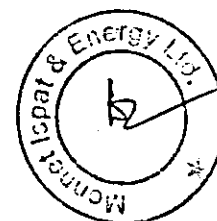


Monnet Ispat and Energy Ltd.

(1)(b) Statement showing holding of securities (including shares, warrants, convertible securities) of persons belonging to the category "Promoter and Promoter Group"


Sr. No.	Name of the shareholder	Details of Shares held		Encumbered shares (*)			Details of warrants		Details of convertible securities		Total shares (including underlying shares assuming full conversion of warrants and convertible securities) as a % of diluted share capital
		Number of shares held	As a % of grand total (A) + (B) + (C)	No.	As a percentage	As a % of grand total (A)+(B)+(C) of sub-clause (I)(a)	Number of warrants held	As a % total number of warrants of the same class	Number of convertible securities held	As a % total number of convertible securities of the same class	
(i)	(ii)	(iii)	(iv)	(v)	(vi)=(v)/(iii)*100	(vii)	(viii)	(ix)	(x)	(xi)	(xii)
1	MAHENDRA KUMAR JAJODIA	250000	0.38	0	0.00	0.00	0	#DIV/0!	0	#DIV/0!	0.38
2	SANDEEP JAJODIA	4448	0.01	0	0.00	0.00	0	#DIV/0!	0	#DIV/0!	0.01
3	APEKSHA SECURITIES LTD	160000	0.24	0	0.00	0.00	0	#DIV/0!	0	#DIV/0!	0.24
4	MONNET PROPERTIES PRIVATE LIMITED	4640	0.01	0	0.00	0.00	0	#DIV/0!	0	#DIV/0!	0.01
5	PARAS TRADERS PRIVATE LIMITED	12432	0.02	0	0.00	0.00	0	#DIV/0!	0	#DIV/0!	0.02
6	HARSHWARDHAN LEASING LTD	332	0.00	0	0.00	0.00	0	#DIV/0!	0	#DIV/0!	0.00
7	MONNET INTERNATIONAL LIMITED	381096	0.58	0	0.00	0.00	0	#DIV/0!	0	#DIV/0!	0.58
8	UDHYAM MERCHANDISE PVT LTD	25123675	38.17	0	0.00	0.00	0	#DIV/0!	0	#DIV/0!	38.17
9	MONNET INDUSTRIES LTD	50	0.00	0	0.00	0.00	0	#DIV/0!	0	#DIV/0!	0.00
10	SANDEEP JAJODIA	1110289	1.69	0	0.00	0.00	0	#DIV/0!	0	#DIV/0!	1.69
11	SEEMA JAJODIA	8801	0.01	0	0.00	0.00	0	#DIV/0!	0	#DIV/0!	0.01
12	NIKUNJ JAJODIA	2684558	4.08	0	0.00	0.00	0	#DIV/0!	0	#DIV/0!	4.08
13	NIKITA JAJODIA	46880	0.07	0	0.00	0.00	0	#DIV/0!	0	#DIV/0!	0.07
14	MAHENDRA KUMAR JAJODIA	947490	1.44	0	0.00	0.00	0	#DIV/0!	0	#DIV/0!	1.44
15	SUDHA JAJODIA	1243150	1.89	0	0.00	0.00	0	#DIV/0!	0	#DIV/0!	1.89
16	SABINA RUNGTA	5000	0.01	0	0.00	0.00	0	#DIV/0!	0	#DIV/0!	0.01
	TOTAL	31982841	48.59	0	0.00	0.00	0	#DIV/0!	0	#DIV/0!	48.59

(*) The term "encumbrance" has the same meaning as assigned to it in regulation 28(3) of the SAST Regulations, 2011



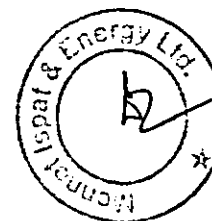
(1)(c)(i) Statement showing holding of securities (including shares, warrants, convertible securities) of persons belonging to the category "Public" and holding more than 1% of the total number of shares

Sr. No.	Name of the shareholder	Number of shares held	Shares as a percentage of total number of shares {Le., Grand Total (A)+(B)+(C) indicated in Statement at para (I)(a) above}	Details of warrants		Details of convertible securities		Total shares (including underlying shares assuming full conversion of warrants and convertible securities) as a % of diluted share capital
				Number of warrants held	As a % total number of warrants of the same class	Number of convertible securities held	% w.r.t total number of convertible securities of the same class	
1	DEUTSCHE SECURITIES MAURITIUS LIMITED	5018300	7.62	0	#DIV/0!	0	#DIV/0!	7.62
2	BLACKSTONE GPV CAPITAL PARTNERS MAURITIUS V-ALTD	4567647	6.94	0	#DIV/0!	0	#DIV/0!	6.94
3	VISTABROOK LIMITED	1704692	2.59	0	#DIV/0!	0	#DIV/0!	2.59
4	APMS INVESTMENT FUND LTD	1536857	2.33	0	#DIV/0!	0	#DIV/0!	2.33
5	COPTHALL MAURITIUS INVESTMENT LIMITED	1134434	1.72	0	#DIV/0!	0	#DIV/0!	1.72
6	J.CAIRD BMD MB	839704	1.28	0	#DIV/0!	0	#DIV/0!	1.28
7	GYN FUELS LTD	800000	1.22	0	#DIV/0!	0	#DIV/0!	1.22
8	J.CAIRD MB	784052	1.19	0	#DIV/0!	0	#DIV/0!	1.19
9	RELIGARE FINVEST LTD	664991	1.01	0	#DIV/0!	0	#DIV/0!	1.01
TOTAL		17050677	25.90	0	#DIV/0!	0	#DIV/0!	25.90




(1)(c)(ii) Statement showing holding of securities (including shares, warrants, convertible securities) of persons (together with PAC) belonging to the category "Public" and holding more than 5% of the total number of shares of the company

Sr. No.	Name(s) of the shareholder(s) and the Persons Acting in Concert (PAC) with them	Number of shares	Shares as a percentage of total number of shares {i.e., Grand Total (A)+(B)+(C) Indicated in Statement at para (I)(a) above}	Details of warrants		Details of convertible securities		Total shares (including underlying shares assuming full conversion of warrants and convertible securities) as a % of diluted share capital
				Number of warrants	As a % total number of warrants of the same class	Number of convertible securities held	% w.r.t total number of convertible securities of the same class	
1	DEUTSCHE SECURITIES MAURITIUS LIMITED	5018300	7.62	0	#DIV/0!	0	#DIV/0!	7.62
2	BLACKSTONE GPV CAPITAL PARTNERS MAURITIUS V-ALTD	4567647	6.94	0	#DIV/0!	0	#DIV/0!	6.94
3	BLACKSTONE FP CAPITAL PARTNERS (MAURITIUS) V FII LTD <i>(Company at Sl. No. 3 is PAC of Company at Sl No. 2)</i>	15353	0.02	0	#DIV/0!	0	#DIV/0!	0.02
TOTAL		9601300	14.59	0	#DIV/0!	0	#DIV/0!	14.59




(l)(d) Statement showing details of locked-in shares

Sr. No.	Name of the shareholder	Number of locked-in shares	Locked-in shares as a percentage of total number of shares {i.e., Grand Total (A)+(B)+(C) indicated in Statement at para (I)(a) above}
	NIL		
TOTAL		0	0.00



Statement showing details of Depository Receipts (DRs)

Sr. No.	Type of outstanding DR (ADRs, GDRs, SDRs, etc.)	Number of outstanding DRs	Number of shares underlying outstanding DRs	Shares underlying outstanding DRs as a percentage of total number of shares (i.e., Grand Total (A)+(B)+(C) indicated in Statement at para (I)(a) above}
1				0.00
2				0.00
3				0.00
4				0.00
5				0.00
6				0.00
7				0.00
8				0.00
9				0.00
TOTAL		0	0	0.00



(II)(b) Statement showing holding of Depository Receipts (DRs), where underlying shares held by "promoter/promoter group" are in excess of 1% of the total number of shares

Sr. No.	Name of the DR Holder	Type of outstanding DR (ADRs, GDRs, SDRs, etc.)	Number of shares underlying outstanding DRs	Shares underlying outstanding DRs as a percentage of total number of shares (i.e., Grand Total (A)+(B)+(C) indicated in Statement at para (I)(a) above)
1				0.00
2				0.00
3				0.00
4		N/A		0.00
5				0.00
6				0.00
7				0.00
8				0.00
9				0.00
				0.00
				0.00
TOTAL			0	0.00

